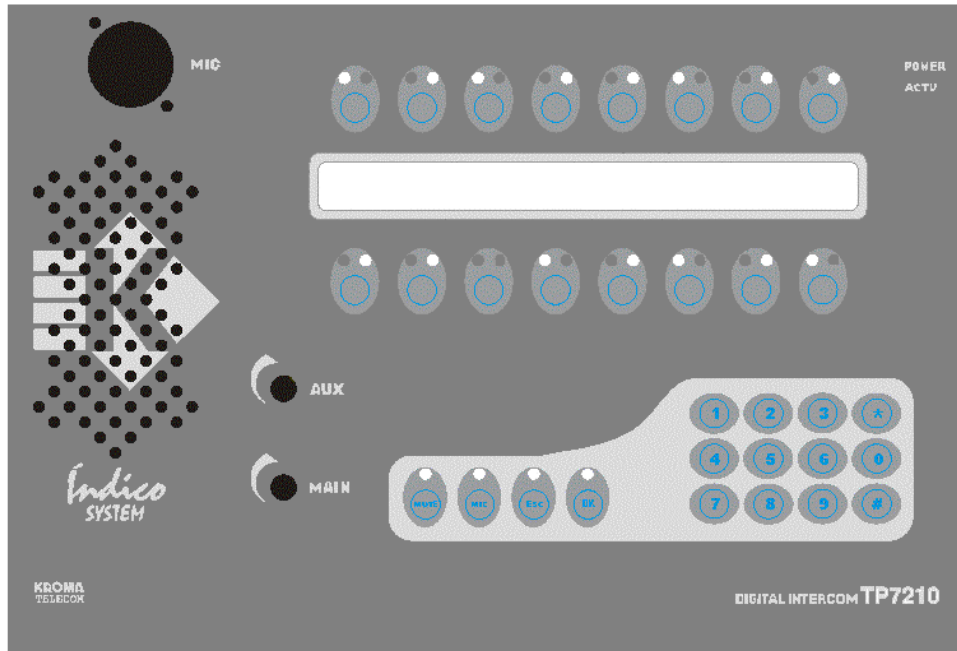


KROMA TELECOM

TP7210 – DESKTOP USER PANEL




Main Menu

KROMA TELECOM

La Granja 80 – Pol Ind Alcobendas
28108 MADRID – SPAIN

Tel +34.91.661.4514 Fax +34.91.661.5875 Email sales@kromatelecom.com

www.kromatelecom.com



KROMA TELECOM

This user panel is capable of the following commands:

- Talk Only: Audio is sent from the panel to its assigned destination (one way only).
- Listen Only: Audio is received from the source (one way only).
- Talk & Listen: Audio is sent and received. It's a two-way communication.
- Remote One Way: The crosspoint is activated at a panel but is produced between third parties (example: one user panel may activate the communication between a beltpack and the CCUs). One way only.
- Remote Both Ways: same as above, in both ways.
- Remote Volume: For remote crosspoint level adjustment.
- Volume +: For increasing local crosspoint level (up to +12dB on a +1dB basis on the incoming audio).
- Volume -: For decreasing local crosspoint level (up to -12dB on a -1dB basis on the incoming audio).
- Pag: For page-shifting.

TECH SPECS:


Dimensions	265mm wide, 80mm high, 180mm deep
Weight	1,5 Kg
Power	+12v, -12v, +5v 500mA external PS
Number of XPT keys	16 direct (60 if page-shifting), 20 control
Mic amplifier	+50dB at +75 dB (Input -63dB)
Speaker amplifier	10w at 4Ω
Signal Format	44,1Khz sampling, 16 bits audio + 8 bits data
Connection	RJ45 in digital SUBD9M in analogue
Analogue I/O	Nominal level 4 dBv Max level 12dBv Bandwidth 150Hz-10kHz SNR > 80 dB THD < 0.2% at 4 dB

KROMA TELECOM

La Granja 80 – Pol Ind Alcobendas
28108 MADRID – SPAIN

Tel +34.91.661.4514 Fax +34.91.661.5875 Email sales@kromatelecom.com

www.kromatelecom.com



KROMA TELECOM

At the front panel we might find:

- An XLR input for the microphone (dynamic or electret, switchable by jumper hardware).
- A mute key for the mic.
- A Mic key for switching between front and headset microphones.
- Two potentiometers: for the main audio and the audio from the aux I/O.
- Two leds: for power and matrix communication.
- 16 programmable double-led crosspoint keys (PTT, Latching or both).
- An LCD for dynamic labels.
- A dialling keypad for making phone calls.
- An OK key to proceed within menus.
- A Cancel key to go backwards and escape.

At the rear panel we might find:

- Digital port: RJ45 connector for connecting the panel with the matrix thru a twisted 8-wire FTP CAT 5 cable.
- A Tiny G-Q connector for the headset.
- Two potentiometers for headset & front mic gain adjustment.
- Jack connector for external PS (+15v).
- An aux analogue input/output for them for connecting it to Kroma Analogue Intercom, for receiving 4-wire external audio sources (on-air local monitoring) or for sending the audio to external equipments.

KROMA TELECOM

La Granja 80 – Pol Ind Alcobendas
28108 MADRID – SPAIN

Tel +34.91.661.4514 Fax +34.91.661.5875 Email sales@kromatelecom.com

www.kromatelecom.com