

CAMCORDER BACKPACKS

CASE FOR MEDIUM AND FULL SIZE PROFESSIONAL CAMCORDER

GRIZZLY-3 (CBP-3)

ORDER CODE KT / VA-500-3	L 28" 72 cm	W 11" 28 cm	H 11.8" 30 cm	Wt. 9.88 lbs 4.48 Kg
-----------------------------	----------------	----------------	------------------	-------------------------



GRIZZLY KIT (OUTDOOR KIT)

ORDER CODE KT / VA-500-3-K				
-------------------------------	--	--	--	--

GRIZZLY-3 is a large Camera Backpack designed to meet the challenges of outdoor production. It can also be used as a daily camera case. Thanks to our Modi-Vers system this unique design fits a large range of cameras; from compact cameras with many accessories to full size professional cameras with battery and lens installed. The extra padded main compartment opens horizontally for easy access to camera and accessories (see picture), even when the case is on your back. Five pockets provide various storage options while also protecting your equipment by separating it from your personal effects.

GRIZZLY-3 presents four carrying options: on your back using the Advanced harness system, on your shoulder or across your chest using the APSS - Advanced Padded Shoulder Strap, by hand using the Interlocking Handle, or wheeled with the Insertrolley System.

The **GRIZZLY KIT** fastens on to the **GRIZZLY-3**, and includes a Tripod Sling 2 additional straps and a Rain Cover.

KATA'S UNIQUE FEATURES

(See catalog for details)

- Omega - concealment system
- BETA - waist belt
- ZIGZAG - shoulder straps
- Rain Cover
- Yelloop (yellow "loop" Interior Fabric)
- Modi-Vers
- Toblerone Shock Absorbers
- Interlocking Handles
- Six Layers of Protection
- Insertrolley System (Sold separately)

MATERIALS

- *Fabric:* DuPontd 1000 denier Cordura® and specially fabricated Nycore with fluorocarbon based water-repellent finish on the outside and three layers of polyurethane coating on the inside.
- *Straps:* High tenacity Polypropylene and Nylon webbing.
- *Padding:* Cross-linked Polyethylene-foam in shoulder straps and handles.
- *Zippers:* Silent action YKK® coil and molded zippers.
- *Buckles:* ITW® and Duraflex® Nylon and Acetal buckles.

Development & production by KATA Ltd.

POB 4253 Jerusalem , Israel 91042

Tel: + 972-2-5388844

Fax: + 972-2-5388845

www.kata-bags.com

Info: technical@kata-bags.com

Sales: video@kata-bags.com



KATA. A SIMPLE CASE
OF BETTER DESIGN.

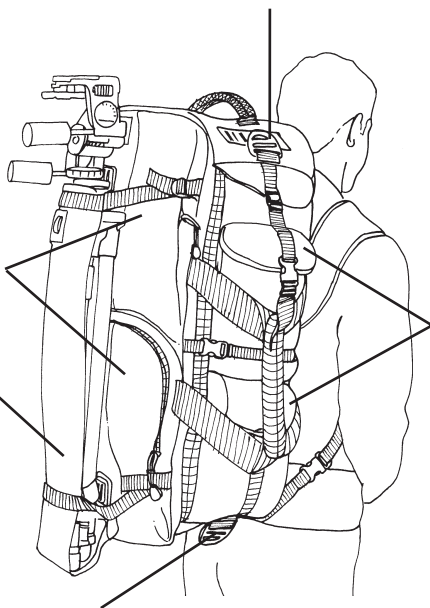
Dual- use Aluminum Buckle



Optional
snap-hook

Two high-
capacity,
pockets
for personal
effects

Outdoor Kit
tripod sling



High- capacity,
low-profile
pockets for
video cassettes
or batteries

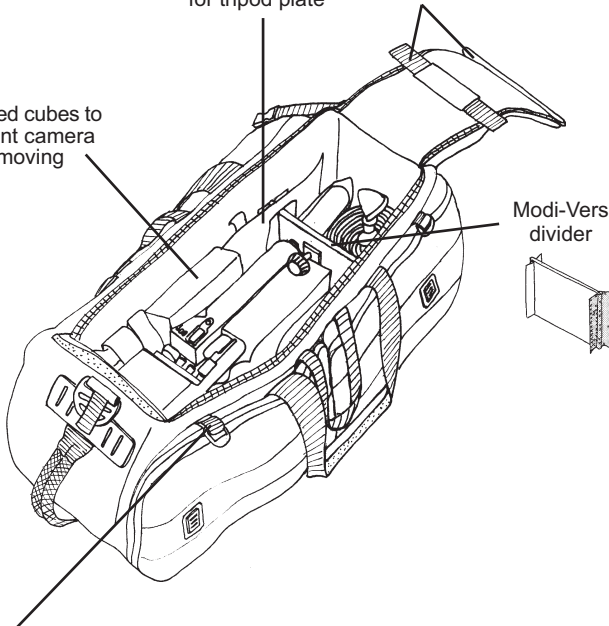
APSS Advanced Padded Shoulder Strap option

Internal pocket
for tripod plate

Two aluminum staves
reinforce top flap to protect
view finder and on-camera mic

Padded cubes to
prevent camera
from moving

Modi-Vers
divider



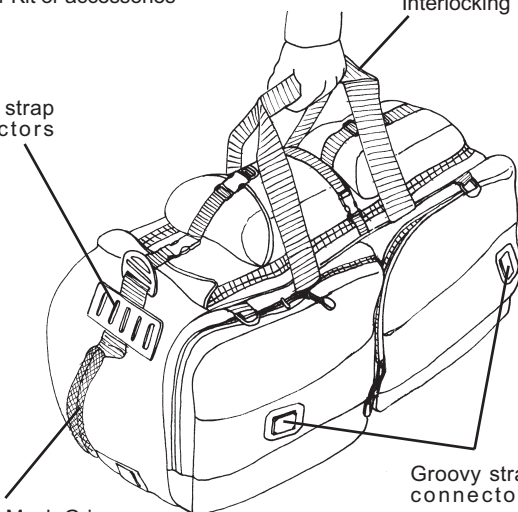
Fastening straps, for
Outdoor Kit or accessories

Interlocking Handles

Groovy strap
connectors

Padded Mesh Grip

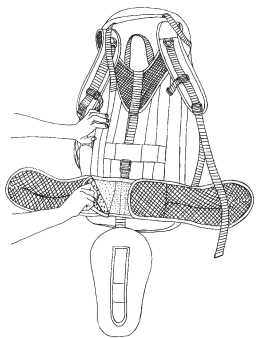
Groovy strap
connectors



BACK SYSTEM ADJUSTMENT:

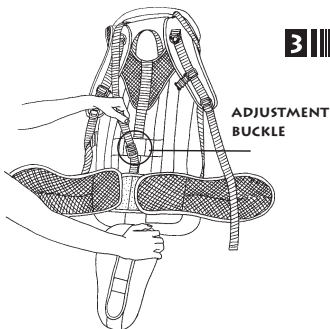


- 1** Open the dual zippers of the harness system concealment. Stow the middle flap into the trolley's sleeve behind the lumbar pad.



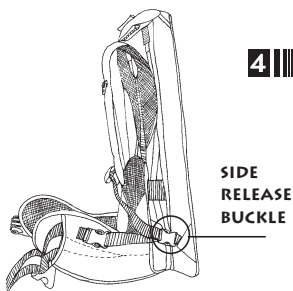
- 2** Pull down the lumbar pad and adjust the hook and loop on the two-parts BETA waist belt to fit. When properly adjusted, the waist belt should rest comfortably on your hips.

Secure both parts of the waist belt with the backup hook and loop straps.

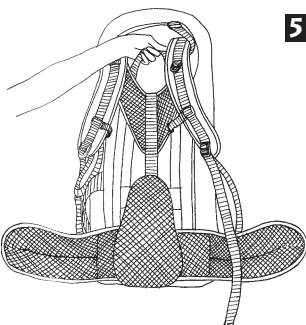


- 3** Adjust the height of the Zigzag shoulder straps by pulling or releasing the adjustment strap located behind the lumbar pad.

Tighten the adjustment strap once the shoulder straps are set at the appropriate height.



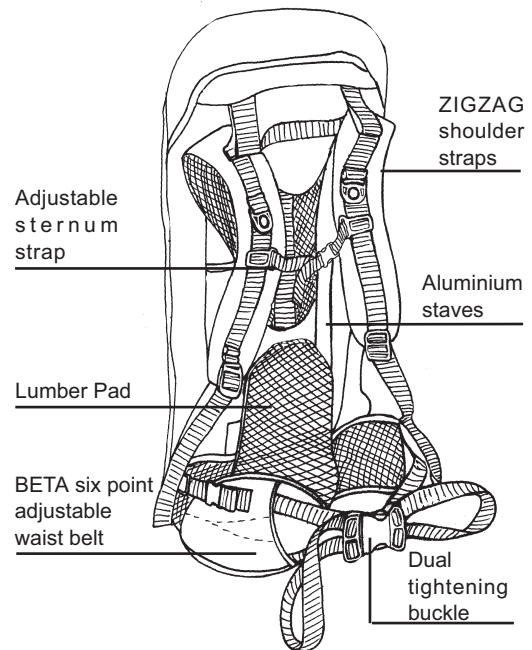
- 4** Attach the side release buckles at the lower end of the pack to keep the shoulder straps in place and the waist belt from shifting during use.



- 5** Pull the Zigzag shoulder straps upwards until the yoke is firmly situated, then reattach the lumbar pad.

CARRYING OPTIONS

ADVANCED BACK SYSTEM



INSERT TROLLEY™

